


MAILBOX



TOTAL CONTROL


An up-to-date contact database is a big advantage against your competition. Keeping track of undeliverable e-mails can take a toll in resources, and without the knowledge on which those customers are, your business can lose customers.

SIMPLE & POWERFUL

No other Outlook e-mail management tool is as powerful and still delivers the simplest approach in handling bounce back and unsubscribe e-mails.

CUSTOMERS FIRST

Design based on customer functional requirements. Real life. Real people. Real business.




With Mailbox X for Outlook, users can process bounce back and unsubscribe e-mails in Outlook without any complicated setup and trial & error. The simplicity in its design allows users to easily learn how to use Mailbox X even on the first time they use it..

Managing bounceback and unsubscribe e-mails manually is very tedious task and it could become an expensive task as it could take hours or even days to sort each type of e-mail. With Mailbox X for Outlook, users can easily identify bounce back and unsubscribe e-mail messages and then effortlessly remove associated contacts to a separate contact folder by simply checking options, no programming, no complex dialogs, and no expertise in Outlook required – just point, click, and execute.

- Integrated e-mail management tool for Outlook. Process bounce back and unsubscribe e-mails in seconds.
- Multiple processing options to manage bounceback and unsubscribe e-mails.
- Intuitive user interface. Simple options allows users to easily learn how to use Mailbox X for Outlook.

Mailbox X was built with one mission, to provide a seamless process for users to easily perform e-mail management tasks in Outlook. Mission accomplished. While there are other tools that also tout themselves as e-mail management tools for Outlook, only Mailbox X for Outlook offer a solution that is geared towards regular standard Outlook users, as opposed to expert users. It is as simple as point, click and execute. It is a quick solution that delivers results needed by your business, an up-to-date contact database that you can rely on. By identifying which accounts have undeliverable e-mail addresses, your sales force can make a targeted follow-up communication to the customer allowing you to have greater customer retention.



Frequently Asked Questions

TECHNICAL SUPPORT

Support is available via e-mail.
Send your inquiries to
support@endusersoftware.com

TUTORIAL VIDEOS

Watch video tutorials on how to use
Mailbox X for Outlook from our
website.

For news and more information
regarding Mailbox X for Outlook,
please visit us at
www.endusersoftware.com.

What version of Outlook is supported?

Mailbox X for Outlook currently only supports Outlook 2007 and 2010.

How does Mailbox X identify e-mails that are bounceback and unsubscribe?

It takes advantage of the built-in e-mail rules in Outlook. Users need to create e-mail rules in Outlook that defines the keywords that are normally found in the subject line of the bounce back and unsubscribe email messages. Once the bounce back or unsubscribe e-mail messages are moved to their corresponding “bounce back” or “unsubscribe” folder in Outlook, Mailbox X can extract the bounce back/unsubscribe e-mail address from the body of the e-mail messages.

Can Mailbox X remove the corresponding contact record so that it will not be used for the next email campaign?

Yes. It provides the option to move or copy the associated contact into another Outlook contact folder.

Can I get a list of the bounce back and unsubscribe email address into Excel?

Mailbox X provides the option to export the list to a tab delimited file which you can open with Excel.

Is it possible to update a field in the contacts that have the bounceback or unsubscribe email address?

The current release allows users to update the notes of the associated contact record. An advance option is also available that allows Mailbox X to delete the bounce back or unsubscribe e-mail address and automatically cascade the e-mail addresses. For example, if the contact has 3 email addresses and the 1st e-mail address is deleted, then the 2nd e-mail address is moved to the 1st email address field and other e-mail addresses are moved up as well.

I already have bounceback and unsubscribe email messages in my Inbox before I installed Mailbox X for Outlook. How do I get those emails recognized by Mailbox X?

Once you have created the e-mail rules to move “bounce back” or “unsubscribe” e-mail messages, simply run the rule against the e-mail messages located in the Inbox folder.

What is the licensing model for Mailbox X for Outlook?

A license is required for each computer system where it is installed.